

Joseph A. Holmes Safety Association • Mine Safety and Health Administration

September/October/November/December 2009 Issue

JAHSA BULLETIN

Seasons Greetings

**“When Taylor Speaks,
Miners Listen!”**

Taylor Tucker

(See Inside)



Contents

When Taylor Tucker Speaks, Miners Listen.....	3
Safety Talks: H1N1 Flu	5
Arkansas Mine Safety and Health Conference “Reach for the Miner”	6
MSHA Safety Talks: Slips and Falls - Footwear	7
Staying Safe	9
2009 Scholarship Recipients	14
Joseph A. Holmes Scholarship Program	15
Joseph A. Holmes Safety Association 2010 Scholarship Application.....	16
Council Updates.....	21
Event Schedule	24
Surface Mine Rescue Competition.....	25
JAHSA National Executive Officers	27

The Mine Safety and Health Administration and Joseph A. Holmes Safety Association Bulletin contains safety articles on a variety of subjects: fatal accident abstracts, studies, posters, and other health and safety-related topics. This information is provided free of charge and is designed to assist in presentations to groups of mine and plant workers during on-the-job safety meetings. For more information, visit the MSHA home page at www.msha.gov

Please Note: The views and conclusions expressed in Bulletin articles are those of the authors and should not be interpreted as representing official policy or, in the case of a product, representing endorsement by the Mine Safety and Health Administration or National Institute for Occupational Safety and Health.

Cover page: Cover produced and designed by DOL/MSHA/NMHSA/AVMDB/Graphics. If you have a potential cover photo, please send an 8.5"x11" print or digital image on disk at 300 dpi resolution to Donald Starr, Joseph A. Holmes Safety Association Bulletin, National Mine Health and Safety Academy, 1301 Airport Road, Beaver, West Virginia 25813-9426.

MSHA and NIOSH are Federal government agencies, and materials that we publish, both in hard copy and electronically, are in the public domain, except for materials bearing copyright attribution. You are free to use public domain materials without specific permission, so long as these uses are not deceptive, and we do ask that you cite "MSHA Joseph A. Holmes Association Bulletin" as the source. Use of materials identified as copyrighted must be approved in writing, except as otherwise provided under applicable copyright law. Please direct requests for use of copyrighted materials to Belinda Browning, 304-256-3326. You do not need to obtain special permission from MSHA to link to our Web site. The Agency will not provide reciprocal linking or endorsements of external Web sites.





When Taylor Tucker Speaks, Miners Listen

By Donald Starr, Lead Visual Information Specialist (MSHA)

All eyes and ears of the miners ready to go onto the second underground shift on July 10, 2009, at an ICG's mine near Philippi, West Virginia, were truly focused on this day's pre-shift safety briefing. The safety talk was very different than what they had received in the past. Young Taylor Tucker was giving the miners their brief this day and when "Taylor spoke, everyone listened."

Twelve-year-old Taylor Tucker from Reader, West Virginia, gave a passionate, motivational safety talk to the miners on being safe while working underground. Taylor talked to the miners on two subjects of mining safety: prevention of accidents and what miners have to do when an accident occurs. Taylor briefed the workers on the types of

required safety training for new and experienced miners and how the present company they work for provides an extended Green Hat Safety Program for inexperienced miners for an additional year.

As the captive audience of miners, front-line supervisors, MSHA EFS officials, and upper management listened, Taylor explained how often safety inspections are made and who would perform the inspections. She expressed the need for everyone to work safely and to look out for each other. Taylor explained the use of colored reflectors and strobe lights in the mine and their specific purpose and function in keeping each miner safe. She talked of the use of various escape aids and equipment in the event there is some type of incident at the mine such as a roof fall, a fire or an explosion. She provided information on strobe lights and the use of escape ropes, breathing apparatus, and the purpose of the rescue shelter in the mine.

Taylor had created a table-top static display made up of historical data, safety slogans, safety decals, and a variety of mining safety equipment such as helmet and helmet lamp, self-rescuers, gas monitor, boots, and personal protection gear used by a working miner. The display and her presentation have won her honors at the county and regional levels and were used in a recent statewide public school social science competition, in which Taylor placed third among four hundred middle school participants from all over the state of West Virginia.



Taylor speaks, miners listen.

next page . . .



Miners from ICG listen to Tucker Taylor's brief.



If you are wondering why a twelve year-old girl would be interested in briefing a group of coal miners on safety at a coal mine, Taylor has a good reason to be concerned over the safety of miners. Her grandfather is employed at ICG as an underground coal miner. When she heard that her "Paw Paw" was going to work as an underground miner, she wanted to make sure he was safe. She took it upon herself to find out if he was working in a safe environment. With the help of family members, Taylor initiated a visit to the mine site where her grandpa was employed, and actually interviewed mine management and mine workers on the safety practices used at the mine. The mine workers were so impressed with Taylor's desire for safety and the determination to get the facts, just as an investigative reporter would gather information for a news story, that they collected money and purchased a laptop computer with a printer and presented to her as a gift.



Taylor's concern for safety of a loved one has filtered out into the community. She has been asked to speak at several organizations on mining safety and has received recognition for her presentation. Taylor truly believes in what she is doing. She is making sure, when she speaks of mining safety, people will listen. ■



Proud family members of Taylor pose for a photograph.



Taylor and her grandfather.

Safety Talks: H1N1 Flu

By Richard Feehan, MSHA

There's been just enough news about the H1N1 flu this summer to remind you that it hasn't gone away. People are getting sick everywhere from Texas to Maine and California. The news reminds us that this flu has not gone away and probably won't go away without our hearing a lot more about it.

On June 11, the World Health Organization, the health arm of the United Nations, raised the pandemic alert level from Phase 5 to Phase 6, meaning the spread of the flu has reached a more serious stage. The pandemic we've been told about is underway.

As of August 21, the CDC reported that H1N1 virus has hospitalized 7983 people in the United States and caused 522 deaths. Vaccines are being developed and there is hope of reducing the impact of the flu through good public health measures.

Because of the potential disruption to our family and work lives by H1N1, we are going to be spending the next few weeks giving you information about this flu in the hope it will help you adjust to some of the changes that may take place this coming flu season.

The CDC is now recommending that people with influenza-like illness stay at home until at least 24 hours after they are free of fever (100° F), or free of signs of a fever without the use of fever-reducing medications. The CDC changed this from its previous recommendation that sick people stay home for 7 days after illness onset or until 24 hours after the resolution of symptoms, whichever was longer.

The new recommendation applies to camps,

schools, businesses, mass gatherings, and other community settings where the majority of people are not at increased risk for influenza complications. This guidance does not apply to health care settings where the exclusion period should be continued for 7 days from symptom onset or until the resolution of symptoms, whichever is longer.

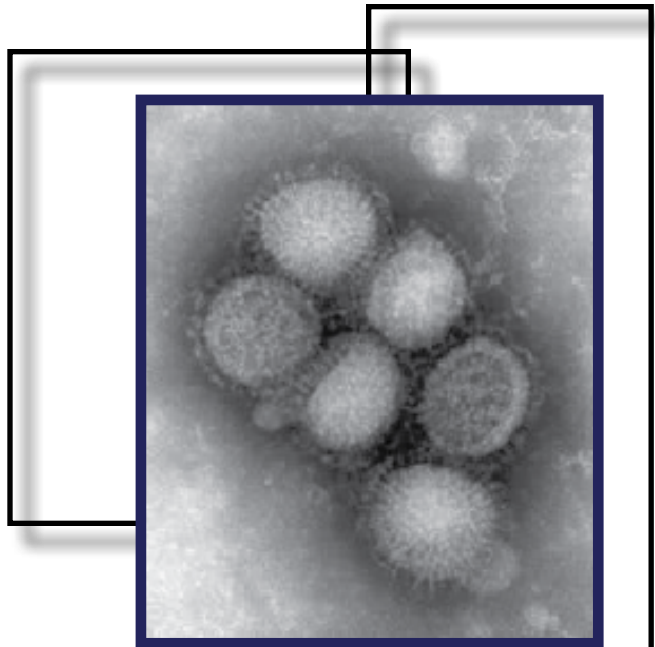


Image of H1N1 influenza virus taken in the CDC Influenza Laboratory

Arkansas Mine Safety and Health Conference “Reach for the Miner”

by Michael Van Dorn, Field Office Supervisor
Little Rock, AR

The 2010 Arkansas Mine Safety and Health Conference is making an effort to get as many hourly miners as possible to participate in this year’s conference, and we need your help! We believe that the hourly miner’s role is significant to the safety at a mine site. When these miners participate, they will benefit greatly from the expert knowledge shared at the conference. We want every miner to learn what MSHA and the mining industry are doing to make mining workplaces safer and healthier. This way, each miner may participate in protecting this nation’s most precious resource – “THE MINER.”

The Arkansas Mine Safety and Health Committee was formed in the early 1980s, when miners and the mining industry in Arkansas recognized a need for a forum to discuss pressing mine safety and health issues. The Committee has held conferences in most of the intervening years, in a cooperative effort among the Arkansas Department of Labor, the Federal Mine Safety and Health Administration, and mining industries in Arkansas.

Next year’s conference will be held February 4-5, 2010, at the Clarion Resort on Lake Hamilton in Hot Springs. We are making a particular effort to reach out to hourly miners this year, and hope that as many hourly miners as managers will attend the upcoming conference. We hope our efforts will set an example for other state conferences and that these states will reach out to their

hourly miners.

The planned topics for our 2010 conference are:

- ▶ Fall Protection
- ▶ Innovative Training Ideas
- ▶ Motivational Speaker
- ▶ Open Forum/Question-Answer
- ▶ Powered Haulage Safety Training Module
- ▶ Supervisor Responsibility
- ▶ Top 10 Most Frequently Cited Violations
- ▶ Training Plans & Contractor Responsibility
- ▶ Value of Workplace Exams

To make it more convenient for hourly miners to attend, the second day of the conference – from 8:00 a.m. to noon – will address issues of concern to hourly miners. While we would hope that operators would send their miners to the conference for both days, we understand that sometimes production cannot be closed down for two days. We hope that by structuring the conference in this way, more operators will be able to send their hourly miners. We also understand that it may be impossible for an operator to send the entire crew, but we hope that each operator will consider sending at least half his crew. We want to reach as many miners as possible.

With this upcoming conference, the Arkansas Mine Safety and Health Planning Committee is initiating a proactive approach in reaching all hourly miners in Arkansas. We are also issuing a challenge to mine safety and health committees in other states to provide a forum for the mining community to focus on mine safety and health concerns that affect the hourly miner and include their participation.

Check the pages of the Holmes Bulletin for updates on our efforts. Our most precious resource is the miner, and in Arkansas we intend to reach them.

MSHA Safety Talks: Slips and Falls - Footwear

By Richard Feehan, MSHA

Factors for Slips and Falls

What are the three most important factors for slip and fall injuries?

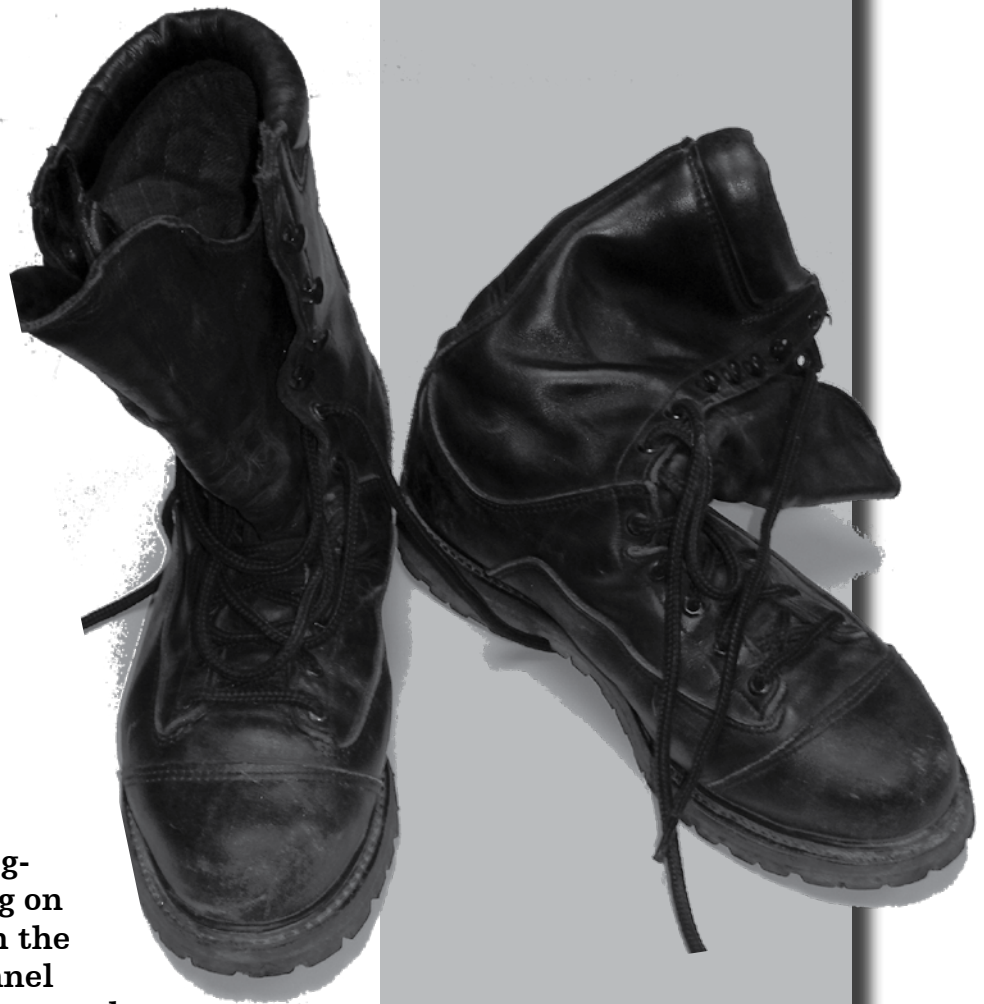
The walking surface (like carpeting, coal, or granite), Contaminants on that surface (water or ice, for example), and your footwear.

Other things to consider:

- ▶ Maintenance or housekeeping,
- ▶ Traffic patterns for walking,
- ▶ Lighting,
- ▶ Warning signs,
- ▶ Ability to recognize problem areas, and
- ▶ Training that addresses slippery areas.

Footwear

Miners spend their days slogging through mines, walking on mud, concrete, steel, and on the mine product. Other personnel might spend their time in carpeted offices. In each of these instances, footwear counts. How do you go about deciding what footwear to buy?



What to look for

First, of course, your choice of footwear depends on where you spend your time: mine or office.

If you work in the office, you may want to find shoes that can dissipate or reduce the potential of static electricity. It may not seem like much, but how many of us have caught an annoying little buzz when we touch something metal? You don't have to.

If you spend your day on a concrete floor (or other hard surface), you should consider buying shoes or boots with extra EVA cushioning. EVA stands for Ethylene Vinyl Acetate Copolymer. It's a lightweight material used to make the soles on some footwear. These soles can be comfortable and flexible, as well as tough.

If you're a miner

If you are a miner, you should consider a boot with an aggressive tread that will help you navigate the different walking surfaces in a mine. Also, look for a sole made with special oil or slip-resistant material. Do an internet search on "slip-resistant work boot".

Your boots should be high enough to help stabilize your ankle under all walking conditions. Ankle height of 5-6 inches provides minimal moderate ankle support, while 6-8 inches give greater support for rougher terrain and environments.

Boots built with stitchdown soles, a traditional shoe construction, can provide a wider, more stable base—though they may not be as light.

Socks are just as important as the boots in fighting fatigue. They wick moisture away from your feet, leaving them more comfortable and better able to withstand fatigue. There are better choices than cotton tube socks if you're walking hard.



Staying Safe


by Mark C. Radomsky,
Joseph P. Flick, and Joe DeSalvo

In response to the Sago mine disaster that occurred in January 2006, and several subsequent multiple fatality incidents in the following months in U.S. underground coal mines, the Mine Improvement and New Emergency Response Act (MINER Act) was signed into law on June 15, 2006. This legislation once again amended the 1969 Coal Mine Act, and charged the Mine Safety and Health Administration (MSHA) with the responsibility of overseeing and enforcing the improvement of mine emergency preparedness and mine rescue capabilities in the nation's mines. The MINER Act also requires the National Institute for Occupational Safety and Health (NIOSH) to pursue an active program for the research of equipment and technology to enhance mine safety and health. The MINER Act also provides Brookwood-Sago mine safety grants (BSMSG) to support the development of education and training programs designed to enhance either mine rescue or mine emergency preparedness.

The Penn State Miner Training Program (PSMTP) was awarded the largest of seven BSMSG funded in 2007. Additional funding for the program was obtained from Amfire Mining Co., LLC, Rox Coals, Inc., and West Point Mining. A significant amount of in-kind support was provided by Black Wolf Coal Co. Numerous other organizations and individuals contributed to the success of the program, and they are gratefully acknowledged in the written training materials.

The purpose of the project is to enhance a miner's ability to survive mine emergencies through a training program titled, Do You Understand Mine Emergencies? Are You Prepared for a Mine Emergency? The

training program's objectives are to increase a miner's understanding of mine fires, explosions, etc., and enhance the necessary skills to successfully escape the mine. The training program is comprised of three components: 1) Miner's Town Hall Meeting, 2) Webcast, and 3) Train-the-Trainer and associated training materials.



Miners' Town Hall Meeting (THM)

In cooperation with the U.S. Department of Labor's Mine Safety and Health Administration (MSHA), the PSMTP presented Escape and Survive: A Miners' Town Hall Meeting in Greensburg, PA on June 18, 2008. About 25 underground mining professionals participated in this "first of its kind" community event. The purpose of the town hall meeting was to increase knowledge and understanding of the MINER Act provisions with the eventual outcome of increasing the survivability of miners faced with a mine fire, explosion, or inundation. Several months prior to the THM, a film production crew, with the assistance of miners from an active underground coal mine, filmed simulations of miners responding to an emergency. Scenes vital to simulating proper emergency response were filmed on

next page . . .

the surface and in underground locations. This is the first time that such footage has been taken in a working mine. These high definition (HD) video clips and other visual aids were integrated into the THM program. The program featured a panel of mine safety experts including, Penn State Professor R. Larry Grayson and Professor Emeritus Raja Ramani, who discussed a wide range of topics such as types of mine emergencies, emergency response plans, donning and switching self-contained self-rescuers, communications and miner tracking, use of directional lifelines, miner training, escape and evacuation procedures, coping with stress, breathable air safe havens, and mine rescue improvements. The THM was taped with the intention of using it as the focal point of a webcast presentation titled, *Escape and Survive*.



Figure 1. Panel of Mine Safety Experts Assembled for the Miners' Town Hall Meeting

Webcast

Webcasts have become an increasingly common Internet delivery tool to reach a large audience in need of information, training resources, and materials. The educational objectives of the Escape and Survive webcast is to provide trainers and mine safety professionals with a better understanding of MINER Act requirements so that companies can provide the best mine emergency preparedness resources, technology, and procedures to enhance miner survivability following a mine emergency.

Recent mining disasters have taught us that workers need to be trained in emergency response knowledge and skills with curriculums that address what to do, and how to do it. In addition, adult learning principles and laws of learning remind us that learning of knowledge and skills is greatly enhanced by visual aids, and by hands-on demonstration and frequent practice. Using Flashplayer technology, as well as a proven webcast template, the multimedia, Internet event was prepared by Exponent Events, Inc., of Bowling Green, Ohio. The webcast experience consisted of HD video footage of the previously recorded THM program, HD video clips of the critical emergency response behaviors (Figure 2), and bulleted slide (Figure 3). The slides complemented and reinforced the key knowledge and skills needed by miners to successfully escape a mine emergency (e.g., the procedures that both the individual miners and their management should follow in order to facilitate a successful escape from life-threatening situations). By depicting these critical behaviors, the skill is demonstrated. It is recommended that follow-up hands-on practice be given to miners after they view the simulation to reinforce the learning.

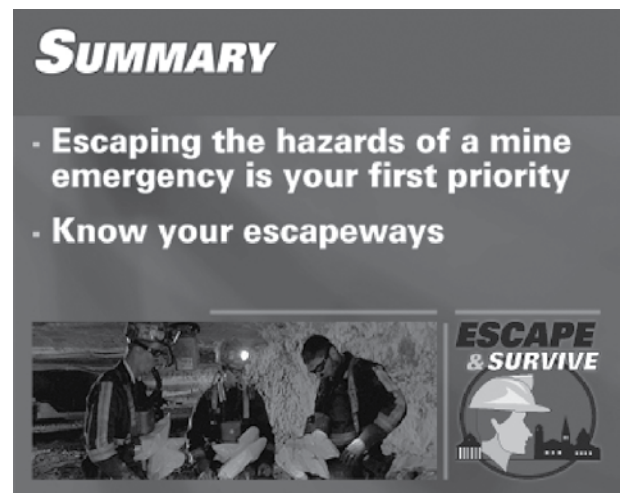


Figure 2. Example of slide used in the webcast, *Escape & Survive*



Figure 3. Example of slide used in the webcast, *Escape & Survive*

On January 29, over 1,600 emails were sent to mining stakeholders inviting them to view the webcast, and download the training program materials that had been developed. It is estimated that over 130 viewed the webcast on its initial launch date. A second email invitation to view the webcast and download the materials was sent on February 12, again to over 1,600 email addresses. It is estimated that over 110 people viewed the webcast following the second invitation.

Train-the-Trainer

As part of the project, two train-the-trainer courses were held in Pennsylvania in December 2008. One course was offered for the bituminous coal industry, and one course for the anthracite coal industry. A total of 41 attended the courses, made up of safety professionals, trainers, responsible persons¹, government researchers, and training specialists. The purpose of the course was to distribute draft copies of the six mine emergency preparedness modules that were developed, and teach a portion of each of the lessons. Each module consists of an instructor's and participant's guide, and PowerPoint presentation (Table 1). During the course, several good suggestions

regarding use of and revisions to the materials were received. The HD video clips were singled out as particularly powerful and effective in depicting a realistic and appropriate response to an emergency by mine management on the surface, as well as mines underground.

These video clips, along with all of the training materials described in Table 1, are now available to the mining community at www.minerstownhall.org. Internet viewers can access the webcast at any time. Those wishing to have the materials on disk can request a CD-ROM from MSHA, or from the authors.

Each participant guide includes suggestions on how to use the materials in the classroom. Instructors are encouraged to tailor the materials to be site-specific to their mine. Instructors, working with the responsible persons, and perhaps section foremen, can personalize the PowerPoint slides with pictures relevant to their operations (e.g., caches of SCSRs, refuge chambers and their features, communication systems, escape-way features, etc.). Additionally, the lesson plans can be supplemented with copies of mine maps, manufacturer product documentation, company rules, and policies.

Another important principle of effective training is involvement in the learning process, and ownership of the experience by the trainees. To help realize that principle, both the instructor's and participant's guide include a significant number of open and/or rhetorical questions, as well as several suggestions for group activities. For example, as part of the SCSR curriculum, miners are asked to share with the group any suggestions they may have for remembering the donning sequence, and getting it right. By providing trainees with opportunities for

¹A person designated by the mine operator to take charge during a mine emergency (Title 30CFR, Part 75.1501)

participation, they are much more likely to accept the information, and thus improve their ability to successfully escape the hazards of the mine emergency.

Summary

Mine operators, miners, and regulatory agencies work diligently to prevent underground mine fires, explosions, and inundations. Yet these incidents do occur. When they do, it is essential that miners follow correct procedures. The innovative training program developed by Penn State is designed to enhance a miner's knowledge and skills of escape and evacuation, and thus improve the survivability of miners involved in mine emergencies. The three-prong approach of a town hall meeting, webcast, and train-the-trainer is focused on understanding mine emergencies, emergency response plans, donning and switching SCSRs, mine communication and miner tracking, escape and evacuation, and breathable air safe haven/refuge chambers. The program materials/media are available at www.minerstown-hall.org, or you may contact Mark Radomsky at mcr4@psu.edu for further information. The Penn State Miner Training Program was awarded its second BSMSG in September of 2008, and is currently working on developing new training materials, including two full-length HD videos. The project is titled, *Escape and Evacuation: A Miner's Education and Training (E & T) Toolbox*. The project runs through September of 2009. □

Radomsky, Mark C.—Dr. Radomsky is currently Director of the Miner Training Program, and Senior Lecturer at Penn State. In addition to overseeing a comprehensive multi-service mine training program, Dr. Radomsky helps organize the Professional Development Mine Safety Seminar for Supervisors, held each January in Allentown, PA. Radomsky started his professional career in 1971 as an underground coal miner. He has been with Penn

State since 1979, where he teaches, conducts training and research, and develops training materials. He holds a B.S. in Behavioral Science from York College of PA, M.P.A. in Human Resources, and a Ph.D. in Vocational Industrial Education (Training and Development) from Penn State. He is a Certified MSHA instructor and instructor trainer, OSHA construction instructor, Certified Mine Safety Professional (CMSP), and member of ASSE.

Flick, Joseph P.—Mr. Flick is Director of Field Services in the Department of Energy and Mineral Engineering at The Pennsylvania State University for the Miner Training Program. He is responsible for on-site mine safety audits, safety curriculum development, and conducting mine safety training programs for miners and supervisors in the Pennsylvania coal, and metal/nonmetal mining industries. He has twenty-four years mine safety training experience. He holds B.A. and M.S. degrees from Indiana University of Pennsylvania and is a CMSP.

DeSalvo, Joseph N.—Mr. DeSalvo is a mine health and safety instructor with the Penn State Miner Training Program. He is a graduate of Indiana University of Pennsylvania with a B.S. degree in education. He has 22 years of underground mining experience in Pennsylvania, with 8 years experience as a training instructor and a total of 12 years experience as a safety officer. He has 20 yrs. experience in mine rescue as a team member and team trainer, and has participated in several mine rescue and recovery operations.

Table 1. Overview of Training Program Materials, *Do you understand mine emergencies? Are you prepared for a mine emergency?*

Module Titles	Summary of Content Highlights	Instructor's Guide Highlights	Participant's Guide Highlights	PowerPoint Highlights
1. Mine Emergencies	<ul style="list-style-type: none"> ● Accident prevention ● Mine fires ● Mine explosions ● Inundations 	45 pages; 5 item pre-test; 12 item post-test; outline & lesson plan	13 pages; pre- & post-tests	21 slides; "talking point" format
2. Emergency Response Plans	<ul style="list-style-type: none"> ● Definition ● Requirements/approvals ● Escape first principle ● Key components 	23 pages; 5 item pre-test; 12 item post-test; outline & lesson plan	11 pages; pre- and post-tests	13 slides, several with notes; "talking point" format
3. CSE-100 Self-Contained Self-Rescuer	<ul style="list-style-type: none"> ● Inspection ● When to don ● Step-by-step sequence ● Important principles ● Switching ● Expectations training... 	57 pages; 5 item pre-test; 10 item post-test; outline & lesson plan	24 pages; pre- and post-tests	52 slides, several with notes; "talking point" format
4. Emergency Communications & Miner Tracking	<ul style="list-style-type: none"> ● Effective communication ● Emerg. Communication ● Miner tracking ● MINER Act provisions ● Who, What, Where 	41 pages; 5 item pre-test; 12 item post-test; outline & lesson plan	19 pages; pre- and post-tests	31 slides, several with notes; "talking point" format
5. Escape & Evacuation	<ul style="list-style-type: none"> ● Requirements for escapeways & lifelines ● Staging areas ● Beginning an evacuation 	43 pages; 5 item pre-test; 10 item post-test; outline & lesson plan	18 pages; pre- and post-tests	32 slides; "talking point" format
6. Breathable Air Safe Havens /Refuge Chambers	<ul style="list-style-type: none"> ● Getting out of the mine ● Quantity of breathable air requirements ● Location requirements ● Supplied air specs ● Emergency supplies ● Escape versus refuge... 	43 pages; 5 item pre-test; 15 item post-test; outline & lesson plan	20 pages; pre- and post-tests	41 slides, several with notes; "talking point" format

2009 Scholarship Recipients


The Joseph A. Holmes Safety Association Scholarship committee would like to announce that the scholarship funding is going to two very deserving recipients, who are both working on a Mine Engineering degrees. Congratulations go out to Aaron Farris from Sallisaw, Oklahoma and Yasser Akbarzadeh from Golden, Colorado. These two gentlemen are the 2009 JAH Scholarship recipients.



Aaron Farris is currently employed at U.S. Lime and Mineral – St. Clair (formerly known as St. Clair Lime Company). He attends Mid-America Christian University and has worked in the mining industry since 1999. He comes from a family of miners; both his father and grandfather were miners. Aaron is married, has two children and is pursuing an MBA in mining; with an anticipated graduation date of May 2010.

Yasser Akbarzadeh received his Bachelors overseas; he received his Masters from New Mexico Technology of Mining in Socorro, New Mexico. Yasser worked in a cement mine overseas in 2000, and in 2008 he worked for NIOSH SRL. He is attending Colorado School of Mines in Golden, Colorado, working on a PHD in Mine Engineering, with an anticipated graduation date of May 2010.

Congratulations to Aaron Farris and Yassar Akbarzadeh we wish you the best of luck in the upcoming school year!





Joseph A. Holmes Scholarship Program

Mine operators: we need your corroboration in promoting information about the Joseph A. Holmes Scholarship program at your facilities and in your areas. We ask that you encourage your interns, employees and employee family members to take advantage of this program.

The JAH scholarship is open to anyone who is interested in pursuing a career in Mining, Safety or Health related to mining; and upon graduation your degree will be applied back into the mining industry.

Visit <http://www.holmessafety.org> to download a Joseph A. Holmes scholarship application or to obtain additional information and submit application before the deadline of March 31, 2010.

Mine operators, contractors or vendors if you would like scholarship poster(s) to display at your facilities or to pass out at Holmes Safety meetings please send me an email, with name of a contact person and an address where you want the posters mailed.

Thank you for your support,
Sylvia H. Ortiz, Scholarship Chairperson
s.ortiz@austin.utexas.edu

Mail in your application by March 31, 2010

JAH scholarship application and required documents must be mailed before March 31, 2010.

Mail to:
Sylvia Ortiz, Committee Chairperson
University of Texas at Austin
C/O Joseph A. Holmes Scholarship
Program
P.O. Box 7518
Austin, Texas 78713-7518

Or to obtain additional information:
s.ortiz@austin.utexas.edu



APPLICATION

Financial Disclosure Information:

1. Are you now receiving or have you been notified that you will receive financial aid, academic or sports scholarships, Pell Grants, or other assistance that will not require repayment when you have finished your degree? ___ Yes ___ No

If the answer is yes, please answer the following questions.

A. What is the dollar amount of that assistance? Line #1 \$ _____

B. Number of years assistance will be provided. _____

2. How many persons living in current household? _____

3. Number of persons employed from current household. _____

4. Total adjusted gross household income from all sources. Line #2 \$ _____
(IRS Form 1040/line 31 or IRS Form 1040-A/line 16)

5. All other income taxed or untaxed. Line #3 \$ _____
(Include social security, vocational rehabilitation, welfare, etc.)

6. Total income from all sources (**Sum of Lines #1, #2 and #3**) \$ _____

7. Is either of your parents deceased? ___ Yes ___ No (father/mother)

8. Do you have family members in the same household who require special care, which impacts your ability to receive financial support from your family? ___ Yes ___ No

If yes, please explain below or add attachment _____

9. Have you submitted an application for a Holmes Safety Association Scholarship in the past?
___ Yes ___ No

If the answer is yes, how many times have you been awarded a Holmes scholarship? _____

A. Dollar amount of 1st scholarship award \$ _____ Year awarded _____

B. Dollar amount of 2nd scholarship award \$ _____ Year awarded _____

10. If any of the above line items are found to be questionable or a discrepancy is found; you may be asked to provide income tax forms, grant or scholarship letters or other documents. Will you be able to provide additional information if needed? ___ Yes ___ No

(Continued next page)

Educational Background:

High School _____

Address _____

Telephone (_____) _____
Area Code

High School Class Ranking: (graduating high school seniors only)

Applicant's class rank _____ Number in graduating class _____

Name of College or University:

If you are currently in high school, provide the name of the accredited U.S. College or University you will be attending.

College/University _____

Address _____

Telephone (_____) _____
Area code

Degree _____ Anticipated Graduation Date _____

Applicant's Grade Point Average (if applicable) _____

Transcript: Must provide an official transcript for the last 3 years of completed education (i.e., high school or college level).

Personal Essay: Must provide an essay of "Why I am pursuing a degree in mining or in a mine safety/health-related field." Please add 300-word essay as a separate attachment.

Extracurricular Activities: If additional space is needed (attach as a separate page). Include civic, community and school extracurricular activities and extent of your participation.

ACTIVITY	POSITION HELD	YEARS INVOLVED
1.		
2.		
3.		
4.		
5.		
6.		
7.		

Responsible Party:

I understand that if a discrepancy is found in the financial statement or any portion of this application, I may be asked to provide additional information (i.e., income tax forms or other documents). This is a legal binding document. Please read carefully before signing.

Parent or Guardian Information: (if applicant is 18 or younger)

Name _____

Address _____

Telephone (_____) _____ Email _____
Area Code

Parent/Guardian Declaration Statement: (if applicant is 18 or younger)

I understand that if a discrepancy is found in the financial statement or any portion of this application, I may be asked to provide additional information (i.e., income tax forms or other documents). This is a legal binding document. Please read carefully before signing.

Parent/Guardian Signature _____ Date _____

Student Declaration Statement:

I _____, hereby declare that I have read this application and completed it to the best of my knowledge. The information, financial statement and answers are true and correct. I understand that if any information is found to be intentionally misleading or fraudulent this will result in immediate repayment of any and all funds awarded. This is a legal binding document. Please read carefully before signing.

Applicant's Signature _____ Date _____

Application deadline is March 31, 2010

This deadline provides adequate time for the reviewing committee to evaluate the applications in order to award scholarships before the fall semester of 2010.

- Applications received after March 31, 2010 will not be considered,
- Applications submitted with blank line items will be disqualified,
- Incomplete scholarship application package will not be considered,
- **Do not** leave any blank spaces. If a line item/space does not apply to you, mark the space with (NA) for not applicable.

Check List (do not submit check list with your application)

Before you mail your application, use this check list to ensure that all documents are completed, signed and enclosed.

- Three-page applicant information,
- Responsible Party page (fourth page of application),
- Official school transcript (s) for the last three years of education completed,
- Financial Disclosure Information,
- 300 word essay on "Why I am pursuing a degree in mining or in a mine safety-related field,"
- Extracurricular Activities (provide attachment if additional space is needed),
- Keep a complete copy of scholarship application package for your file,
- Submit application before March 31, 2010.

Mail Completed Application to:

Sylvia H. Ortiz, Committee Chairperson
University of Texas at Austin
c/o Joseph A. Holmes Scholarship Program
P. O. Box 7518
Austin, Texas 78713-7518

Council Updates

Sunflower Safety Council had its first meeting in November and is now a new district council in Kansas . . .



Front row L to R: Chrystal Dye-Kansas Safety Consultants, Wendy Harms-Kansas Aggregate Producers

Middle row: Stan Hambright-Bayer Construction, Tim Lohse-Kansas Sand & Concrete, Walter Pitney-MSHA SMO, Steve Hatfield-Cornejo Materials, Edward Moses-Kansas Aggregate Producers, Joseph Steichen-Topeka FO supervisor, Steve Hays-Kansas Small Mine Safety

Back row: Wayne Blankley-Bayer Construction, Ken Dobrinski-Kansas Small Mine Safety, Tom O'Donnell-Oliver Insurance Agency, Bradley Gover-APAC Kansas Inc. and Phil Mott-APAC Kansas Inc.

For meeting information, contact Joe Steichen at 785-295-2636.

(Continued next page)

Council Updates (cont.)

On October 15, 2009, the East Texas / Louisiana council met at the Cotton Patch Café. Brian Hughes, State Representative, was the guest speaker. He addressed many concerns of the council members and did an excellent job of answering questions. Afterwards, several productive open discussions took place (PPE, ground control, gas cans, hazard reporting, and more).

At the January 21st meeting Steve Schauwecker with Luminant Mining will make a presentation on Railroad Safety. Come prepared to discuss contractor safety. (Update submitted by Terry Davis)

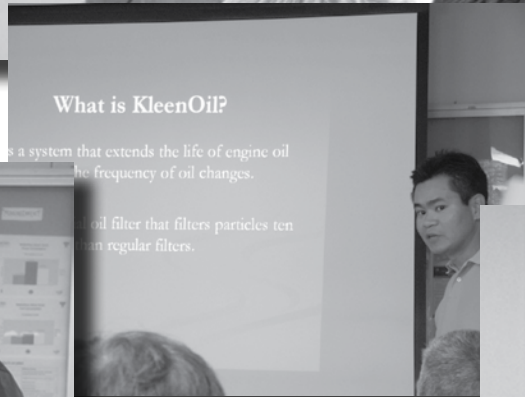

The North Central Texas Holmes meeting was held at Ash Grove Cement in Midlothian on July 16, 2009. There were approximately 35 in attendance.

John Henderson with the UT State Grants Program gave a brief overview of the resources available through his office. Ash Grove's Glenn Garrett introduced the automatic hatch presentation for loadout operations. The key point of this operation is keeping drivers from having to climb up on their truck to open/close the hatch.

Brian Howell gave a presentation on "Sleep Deprivation or Can You Really Get More Out of Each Day?"

Ash Grove's Francisco Pinto gave a presentation on the Kleenoil System. (Update submitted by Sandi Grant.)

The North Central Texas Holmes Meeting Photos



Event Schedule

**Partners in Safety
2010 MISSOURI MINE SAFETY
AND HEALTH CONFERENCE
Osage Beach, MO - January 14-15, 2010**

**Technician Team Workshop
January 20-21, 2010
Carlsbad, New Mexico**

**14th Professional Development
Mine Safety Seminar for Supervisors
January 20 & 21, 2010
Allentown, PA**

**Mining Blasting Safety
and
Application Seminar
U.S. Department of Labor
Mine Safety and Health Administration
National Mine Health and Safety Academy
January 20-21, 2010**

**2010
ANNUAL ARKANSAS
MINE SAFETY AND HEALTH CONFERENCE
February 4-5, 2010
Sponsored by
Arkansas
Department of Labor**

**March 23-25, 2010
2010 South Central & District 9 Joint Mine Safety and Health Conference
Sam's Town Hotel & Casino Resort
Shreveport, LA**



Surface Mine Rescue Competition



Second Annual Surface Mine Rescue Competition was a Complete Success!

Written by Ken Heintz and Bret Park, MSHA Safety and Health Specialists

The second annual Surface Mine Rescue Competition was held in Kingston, New Jersey, on September 26, 2009. Eight teams participated. Six teams were from area mines and two were from EMS squads.

The contest began with all team members taking a 25 question written First Aid test. When this was completed, the eight team captains drew numbers to see who would go in what order for the problem solving section of the contest.

The field scenario consisted of a victim who was preparing to weld on a Cat 777 haul truck. He supposedly was climbing a ladder when he slipped and fell 5 feet to the ground. He received a compound fracture of the forearm along with arterial bleeding, a possible head injury, and a bad cut on the leg.

The teams were to approach the scene, assess the situation, and treat the patient's injuries. The arterial bleed was life threatening if not stopped. Based on the Mechanism of Injury, the patient's head and neck needed to be stabilized throughout the problem. The broken arm needed to be splinted, the cut leg needed to be dressed, and the miner needed to be treated for shock.

Judges scored the teams on their treatment of the injuries.

The three-person teams then moved to a station where three CPR mannequins had been set up. The members had to display their skills in CPR, rescue breathing, and obstructed airways. They were again scored on their skills.

Contest results are as follows:

Field Competition (Mine Teams)

First place: Tilcon Team #1.
Second place: Trap Rock Team #3.
Third place: Whibco of New Jersey

First Aid Written Exam and CPR (Mine Teams)

First place: Trap Rock Team #2
Second place: Tilcon Team #1
Third place: Tilcon team #2

Combined First Aid, CPR and written Test - (EMS teams)

First place: New Jersey Initial Response Team
Second place: Princeton First Aid and Rescue

The overall winners for the 'Jon Montgomery Grand Champion Trophy' were as follows:

First place: New Jersey Initial Response Team
Second place: Princeton First Aid and Rescue
Third place: Tilcon Team #1

We appreciate all those who worked long hours and all those who participated to make this competition a success.

Congratulations to the Winners!

JAHSA National Executive Officers

President:

Judy Tate, Oklahoma Miner Training Institute, OK (State)

1st Vice-President:

Thomas Hooker, MSHA, KY (Federal)

2nd Vice-President:

Bruce Krug, Rockwood Casualty Insurance Company, PA (Vendor)

3rd Vice-President:

Mark Zinser, MI (Labor)

4th Vice-President:

William Cotton Jarrell, Lee Ranch, NM (Management)

General Secretary:

Patrick Hurley, MSHA, VA (Federal)

Treasurer:


Al Simonson, MN (Emeritus)

For address changes and new subscription requests, contact:

Bob Rhea
Joseph A. Holmes Safety Association Bulletin
Mailing List
MSHA-US DOL
1100 Wilson Blvd. Rm. 2147
Arlington, VA 22209-3939
Tel: 703-235-0249, Fax: 703-235-0011
E-mail: rhea.robert@dol.gov

Please address any comments or suggestions to:

Belinda Browning
Joseph A. Holmes Safety Association Bulletin
DOL-MSHA
National Mine Health and Safety Academy
1301 Airport Road
Beaver, WV 25813-9426
Tel: 304-256-3326, Fax: 304-256-3461
E-mail: browning.belinda@dol.gov



U.S. Department of Labor (MSHA)
Joseph A. Holmes Safety Association
P.O. Box 9375
Arlington, Virginia 22219

First-Class Mail
Postage & Fees Paid
U.S. Department of Labor
Permit No. G-745

LABEL



Make Safety First in the NEW YEAR!